




NTS Labs LLC Test Report for Environmental/Dynamics Testing of the ExpressVote® Universal Voting System Hardware 3.0

Prepared For

Pro V&V, Inc | 6705 Odyssey Drive, Suite C | Huntsville, AL 35806

Performed By

NTS Labs LLC | 1601 Dry Creek Drive, Suite 2000 | Longmont, CO 80503 | 303-776-7249 | www.nts.com



Jessica Bedard
Preparer



John Hill
Program Manager

This report and the information contained herein represents the results of testing of only those articles/products identified in this document and selected by the client. The tests were performed to specifications and/or procedures approved by the client. NTS Labs LLC makes no representations expressed or implied that such testing fully demonstrates efficiency, performance, reliability, or any other characteristic of the articles being tested, or similar products. This report should not be relied upon as an endorsement or certification by NTS Labs LLC of the equipment tested, nor does it present any statement whatsoever as to the merchantability or fitness of the test article or similar products for a particular purpose. This document shall not be reproduced except in full without written approval from NTS Labs LLC.



Revision History

Rev.	Description	Issue Date
0	Initial Release	09/05/2023
1	Corrected test dates, item name, and results	10/06/2023
2	Revised item name on cover page and in Table 3.0-1	10/11/2023

Table of Contents

1.0	Introduction	5
2.0	References	5
3.0	Product Selection and Description	5
3.1	Security Classification	5
4.0	General Test Requirements	5
4.1	Test Equipment	5
5.0	Test Descriptions and Results.....	6
5.1	Low Temp	7
5.1.1	Test Procedure	7
5.1.2	Test Result	7
5.1.3	Test Datasheets	7
5.1.4	Test Photographs	8
5.1.5	Test Data.....	9
5.1.6	Test Equipment List.....	10
5.2	High Temp	11
5.2.1	Test Procedure	11
5.2.2	Test Result	11
5.2.3	Test Datasheets	12
5.2.4	Test Photographs	13
5.2.5	Test Data.....	14
5.2.6	Test Equipment List.....	15
5.3	Bench Handling	16
5.3.1	Test Procedure	16
5.3.2	Test Result	16
5.3.3	Test Datasheets	17
5.3.4	Test Photographs	18
5.3.5	Test Equipment List.....	20
5.4	Transportation Vibration.....	21
5.4.1	Test Procedure	21
5.4.2	Test Result	21
5.4.3	Test Datasheets	21
5.4.4	Test Photographs	22
5.4.5	Test Data.....	24
5.4.6	Test Equipment List.....	27
5.5	Continuous Operation	28
5.5.1	Test Procedure	28
5.5.2	Test Result	28
5.5.3	Test Datasheets	28
5.5.4	Test Photographs	29
5.5.5	Test Data.....	30
5.5.6	Test Equipment List.....	31
5.6	Settling Dust.....	32
5.6.1	Test Procedure	32
5.6.2	Test Result	32
5.6.3	Test Datasheets	32
5.6.4	Test Photographs	33
5.6.5	Test Equipment List.....	34
5.7	Dripping Rain.....	35
5.7.1	Test Procedure	35
5.7.2	Test Result	35
5.7.3	Test Datasheets	36
5.7.4	Test Photographs	37
5.7.5	Test Equipment List.....	39



List of Tables

Table 3.0-1: Product Identification - Equipment Under Test (EUT)	5
Table 5.0-1: Summary of Test Information & Results	6
Table 5.1-1: Low Temp Test Equipment List.....	10
Table 5.2-1: High Temp Test Equipment List	15
Table 5.3-1: Bench Handling Test Equipment List	20
Table 5.4-1: Transportation Vibration Test Equipment List.....	27
Table 5.5-1: Continuous Operation Test Equipment List	31
Table 5.6-1: Settling Dust Test Equipment List	34
Table 5.7-1: Dripping Rain Test Equipment List	39

1.0 Introduction

This document presents the test procedures used and the results obtained during the performance of an Environmental/Dynamics test program. The test program was conducted to assess the ability of the specified Equipment Under Test (EUT) to successfully satisfy the requirements listed in Section 2.0.

2.0 References

The following references listed below form a part of this document to the extent specified herein.

- Test Specification: See Table 5.0-1
- Pro V&V, Inc Purchase Order(s) 2023-011 dated 04/24/2023.
- NTS Labs LLC Quote(s) OP0638253-0 dated 04/21/2023.
- ISO/IEC 17025:2017(E) *General Requirements for the Competence of Testing and Calibration Laboratories*, dated 11/1/2017.

3.0 Product Selection and Description

Pro V&V, Inc selected and provided the test sample(s) to be used as the Equipment Under Test.

Table 3.0-1: Product Identification - Equipment Under Test (EUT)

Item	Qty.	Name/Description	Part Number	Serial Number
1	1	ExpressVote® Universal Voting System Hardware 3.0	ExpressVote3	EV032334P003
2	1	ExpressVote® Universal Voting System Hardware 3.0	ExpressVote3	EV032334P030
3	1	ExpressVote® Universal Voting System Hardware 3.0	ExpressVote3	EV032334P026
4	1	ExpressVote® Universal Voting System Hardware 3.0	ExpressVote3	EV032334P016
5	1	ExpressVote® Universal Voting System Hardware 3.0	ExpressVote3	EV032334P029

3.1 Security Classification

Non-classified

4.0 General Test Requirements

4.1 Test Equipment

The instrumentation used in the performance of these tests is periodically calibrated and standardized within manufacturer's rated accuracies and are traceable to the National Institute of Standards and Technology. The calibration procedures and practices are in accordance with ISO 17025:2017. Certification of calibration is on file subject to inspection by authorized personnel.



5.0 Test Descriptions and Results

Table 5.0-1: Summary of Test Information & Results

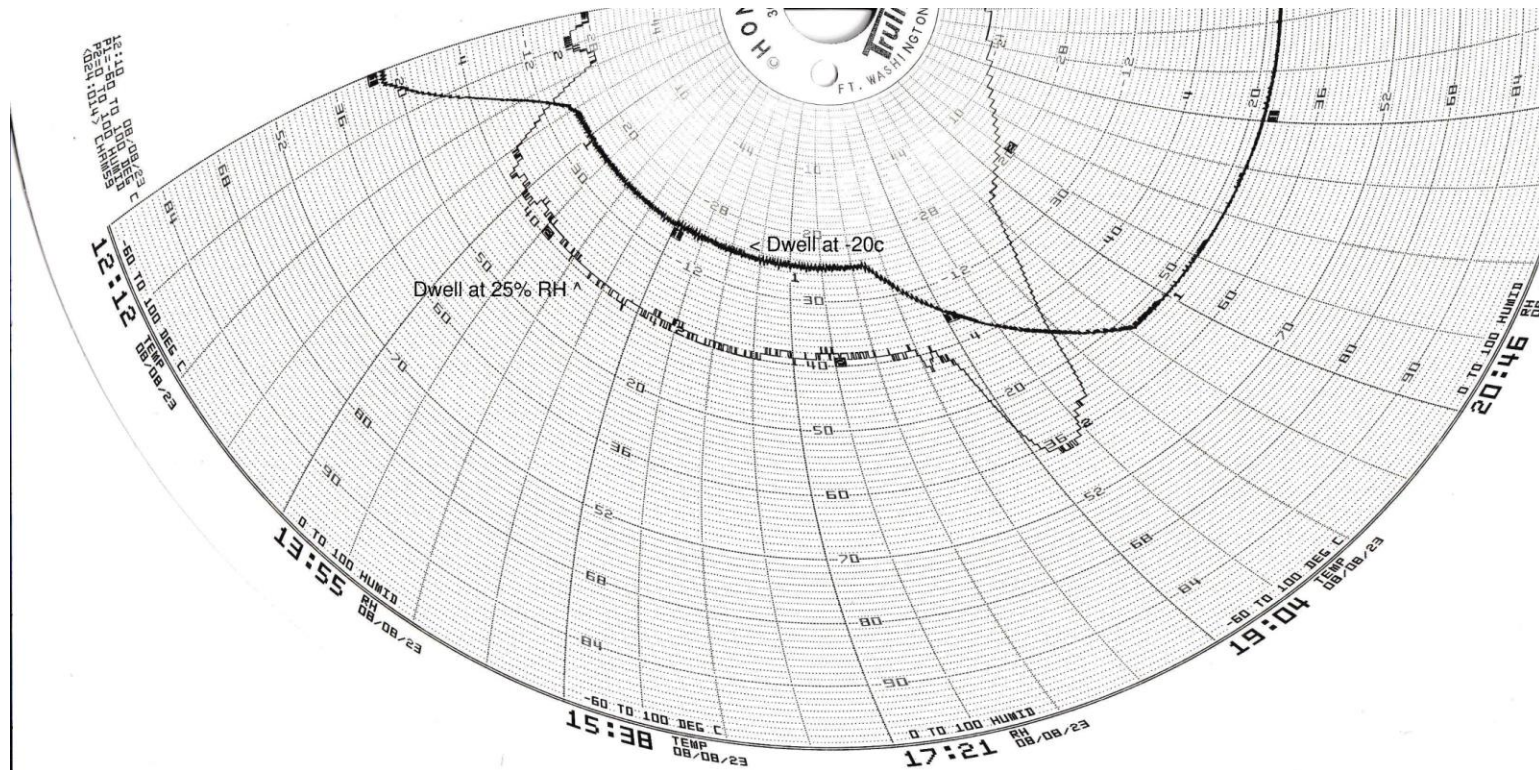
Section	Test	Specification	Test Facility	Test Date	Part #	Serial #	Test Result
5.1	Low Temp	MIL-810H Method 502.7	Longmont	08/08/2023 - 08/09/2023	ExpressVote3	EV032334P003	Passed
5.2	High Temp	MIL-810H Method 501.7	Longmont	08/09/2023 - 08/10/2023	ExpressVote3	EV032334P003	Passed
5.3	Bench Handling	MIL-STD-810H Method 516.8, Procedure VI	Longmont	08/15/2023	ExpressVote3	EV032334P003	Passed
5.4	Transportation Vibration	MIL-STD-810H	Longmont	08/15/2023 - 08/16/2023	ExpressVote3	EV032334P003	Passed
5.5	Continuous Operation	MIL-STD-810H, Methods 501.7 and 502.7, Procedure II	Longmont	08/28/2023-09/01/2023	ExpressVote3	EV032334P026, EV032334P016, EV032334P029	Passed
5.6	Settling Dust	MIL-STD-810H Method 510.7/IEC 60068-2-68	Longmont	08/16/2023-08/17/2023	ExpressVote3	EV032334P030	Passed
5.7	Dripping Rain	MIL-STD 810H Method 506.6 Procedure III	Longmont	08/17/2023	ExpressVote3	EV032334P030	Passed

5.1.4 Test Photographs



Low_Temperature & Humidity_-20c & 25%_RH_Test

5.1.5 Test Data



PR171950-00_Pro_V&V_Low_Temperature & Humidity_Test_-20c & 25% RH_Chart_Data



5.1.6 Test Equipment List

Table 5.1-1: Low Temp Test Equipment List

Asset Number	Asset Type	Manufacturer	Model	Calibrated	Due
WC061559	Chamber (Temperature/Humidity)	StorageTek	Large Walk In	09/02/2022	09/02/2023
WC061560	Controller (Temperature)	Watlow	F4	09/02/2022	09/02/2023
WC061561	Recorder (Chart)	Honeywell	DR45AT	09/02/2022	09/02/2023

Calibration Abbreviations

CAL: Calibration

NCR: No Calibration Required



5.2 High Temp

5.2.1 Test Procedure

The ExpressVote 3 was tested in accordance with MIL-810H Method 501.7.

5.2.2 Test Result

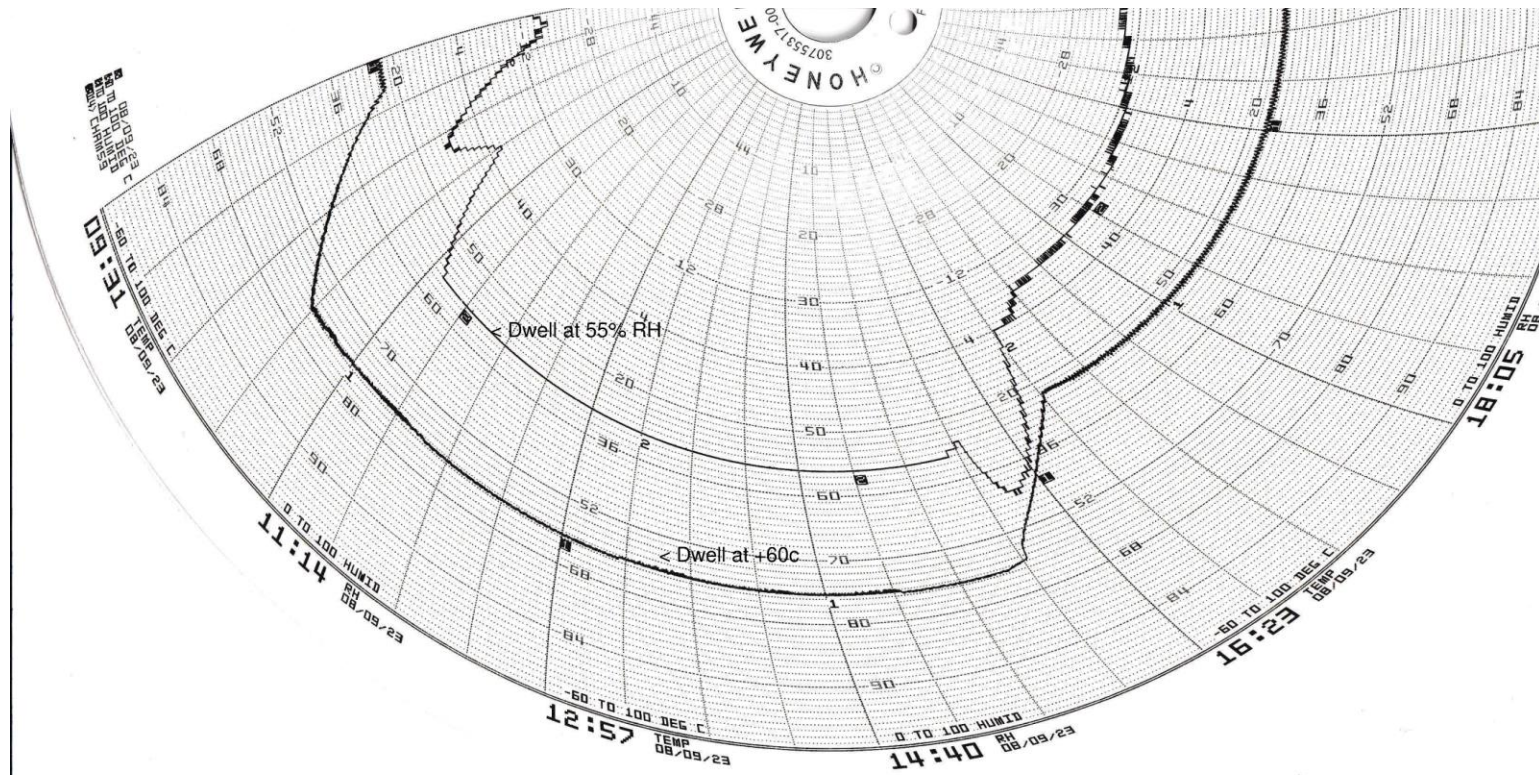
The EUT passed all defined requirements after the test was completed.

5.2.4 Test Photographs



High_Temperature & Humidity_+60c & 55%_RH_Test

5.2.5 Test Data



PR171950-00_Pro_V&V_High_Temperature & Humidity_Test_+60c & 55% RH_Chart_Data



5.2.6 Test Equipment List

Table 5.2-1: High Temp Test Equipment List

Asset Number	Asset Type	Manufacturer	Model	Calibrated	Due
WC061559	Chamber (Temperature/Humidity)	StorageTek	Large Walk In	09/02/2022	09/02/2023
WC061560	Controller (Temperature)	Watlow	F4	09/02/2022	09/02/2023
WC061561	Recorder (Chart)	Honeywell	DR45AT	09/02/2022	09/02/2023

Calibration Abbreviations

CAL: Calibration

NCR: No Calibration Required



5.3 Bench Handling

5.3.1 Test Procedure

The ExpressVote 3 was tested in accordance with MIL-STD-810H Method 516.8, Procedure VI.

5.3.2 Test Result

The EUT passed all defined requirements after the test was completed.

5.3.4 Test Photographs

Bench Handling_01



Bench Handling_02



Bench Handling_03



Bench Handling_04



5.3.5 Test Equipment List

Table 5.3-1: Bench Handling Test Equipment List

Asset Number	Asset Type	Manufacturer	Model	Calibrated	Due
WC078513	Measurement Tools (Rule)	StorageTek	4 Inch Block	NCR	NCR

Calibration Abbreviations

CAL: Calibration

NCR: No Calibration Required



5.4 Transportation Vibration

5.4.1 Test Procedure

The ExpressVote 3 was tested in accordance with MIL-STD-810H.


5.4.2 Test Result

The EUT passed all defined requirements after the test was completed.

5.4.3 Test Datasheets

Start Date: 8/15/23		End Date: 8/16/23		Project No: PR171950-00		
Test Engineer: Michael Nash			Customer Witness: n/a			Temp: 66° Humidity: 46%
Date	Time	Axis	Plot No.	Serial No.	Remarks	Initials
8/15/23		Vertical		EV032334P003	Setup UUT to Shaker HYD06 in Vertical Axis	MN
	1400		Run 1		Run 1.08 Grms random vibration on the UUT for 60 min	MN
		Long			Setup UUT to Shaker HYD06 in Longitudinal Axis	MN
	1505		Run 2		Run 0.76 Grms random vibration on the UUT for 60 min	MN
8/16/2023		Trans			Setup UUT to Shaker HYD06 in Transverse Axis	MN
	646		Run 3		Run 0.21 Grms random vibration on the UUT for 60 min	MN
					Test complete, no damage noted	MN

5.4.4 Test Photographs



Vibration Longitudinal



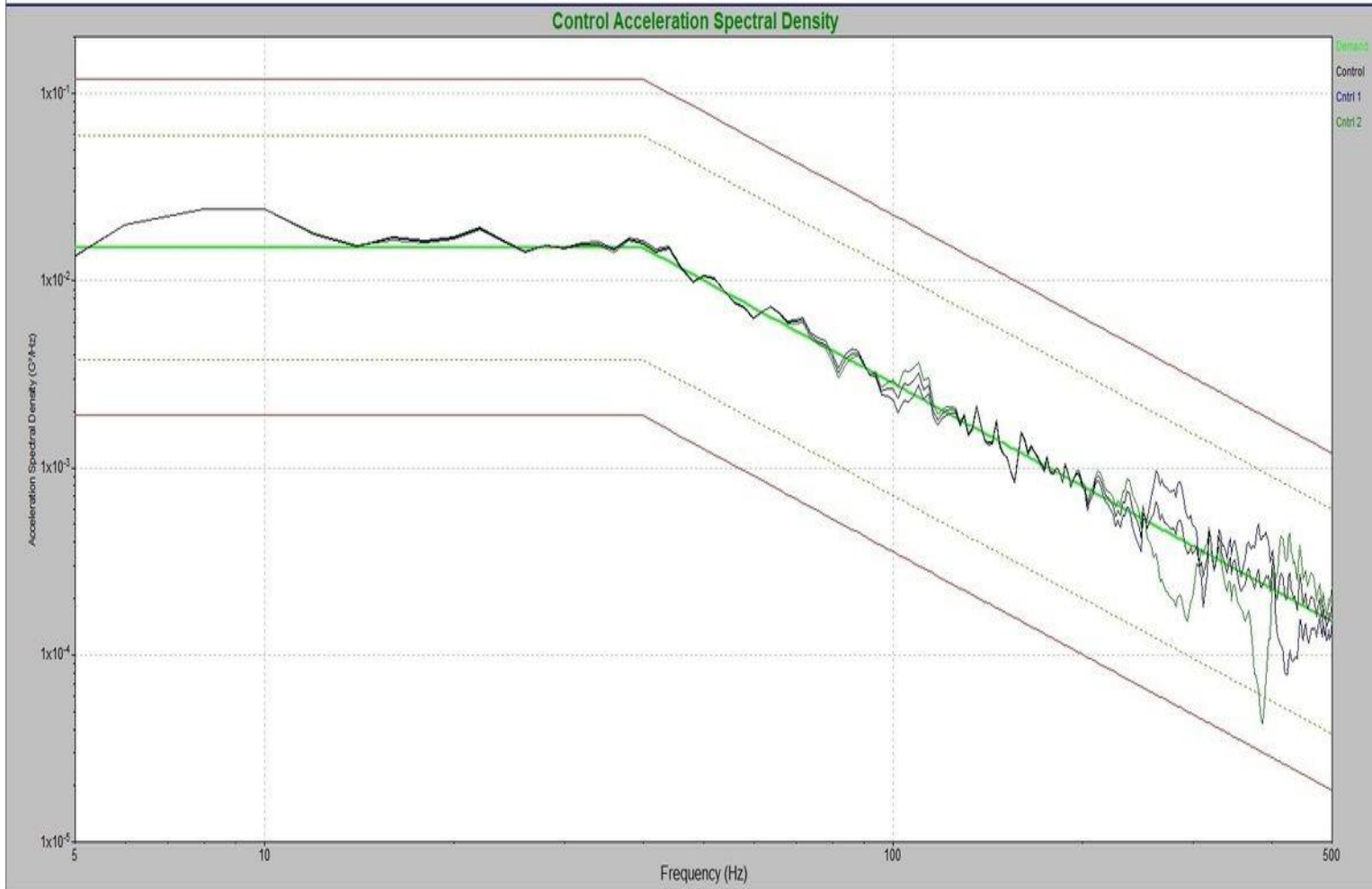
Vibration Transverse



Vibration Vertical

5.4.5 Test Data

NTS Longmont, CO	Level Time: 1:00:00	Demand: 1.092 G RMS	Pro V&V
Job# PR171950-00	Run 1	Control: 1.129 G RMS	UUT: ExpressVote3
Aug 15, 2023 14:00:04		Test axis: Vertical	S/N: EV032334P003



NTS Longmont, CO

Level Time: 1:00:00

Demand: 0.77 G RMS

Pro V&V

Job# PR171950-00

Total Time: 1:00:13

Control: 0.8045 G RMS

UUT: ExpressVote3

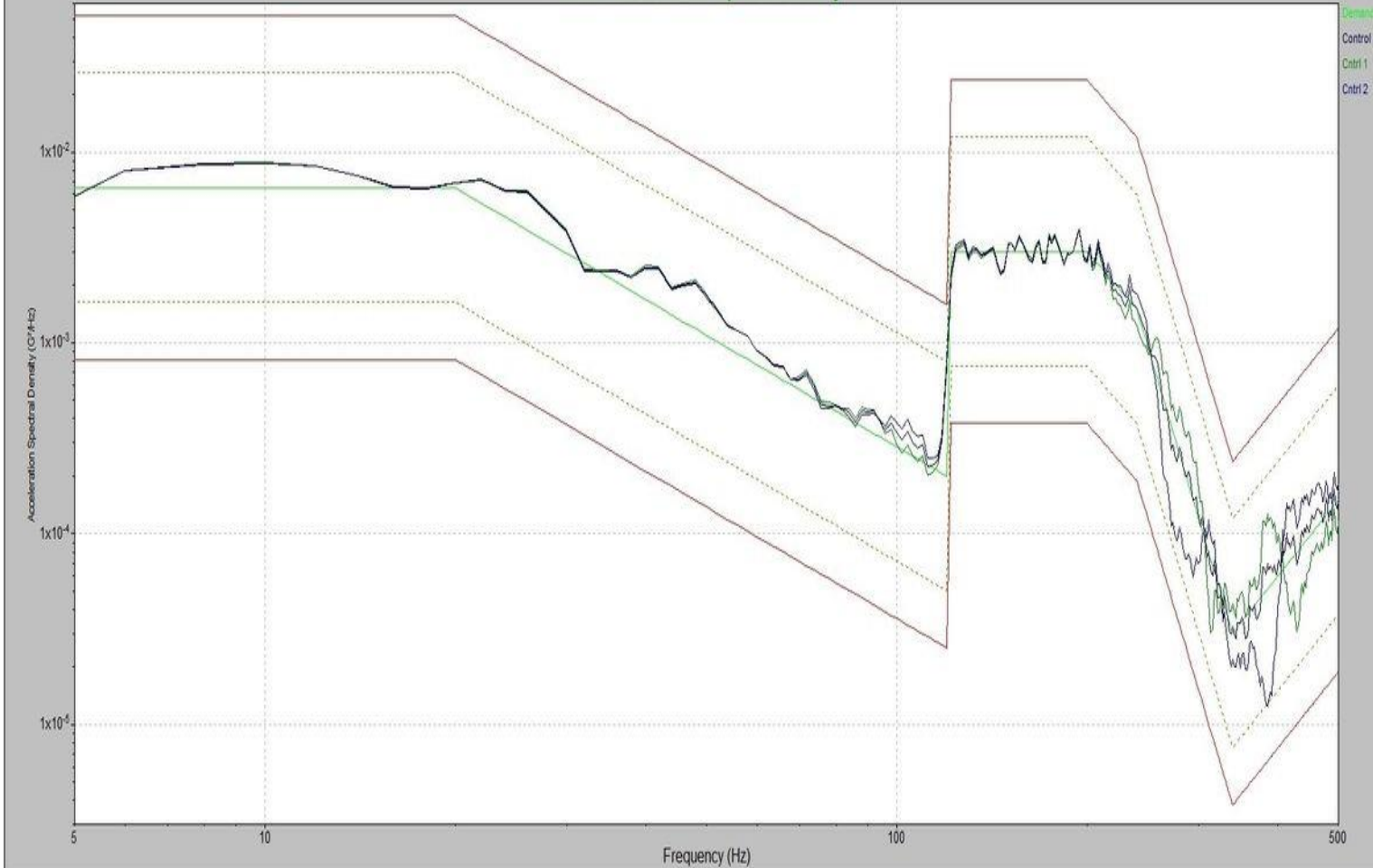
Aug 15, 2023 15:05:32

Run 2

Test axis: Longitudinal

S/N: EV032334P003

Control Acceleration Spectral Density



NTS Longmont, CO

Level Time: 1:00:00

Demand: 0.2057 G RMS

Pro V&V

Job# PR171950-00

Total Time: 1:00:17

Control: 0.2113 G RMS

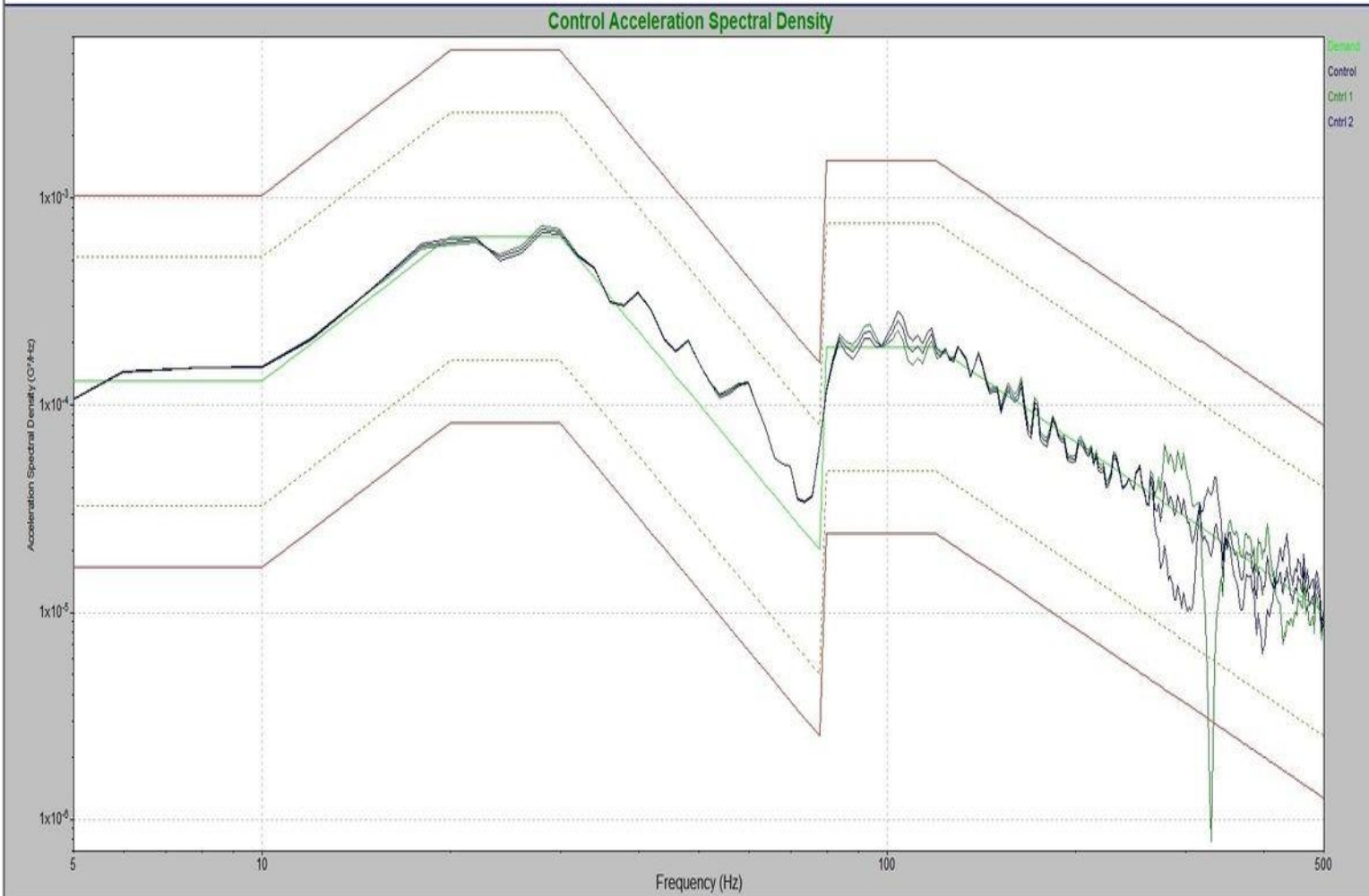
UUT: ExpressVote3

Aug 16, 2023 06:46:00

Run 3

Test axis: Z

S/N: EV032334P003



5.4.6 Test Equipment List

Table 5.4-1: Transportation Vibration Test Equipment List

Asset Number	Asset Type	Manufacturer	Model	Calibrated	Due
WC061429	Shaker (Hydraulic)	Team Corporation	80/10.5	NCR	NCR
WC059871	Accelerometer (Seismic)	PCB Piezotronics	352C34	11/08/2022	11/08/2023
WC059872	Accelerometer (Seismic)	PCB Piezotronics	352C34	11/08/2022	11/08/2023
WC059875	Computer (Vibration Controller)	Vibration Research	VR9500	05/02/2023	05/01/2024
WC070466	Meter (Hygrometer)	Fluke	971	06/14/2023	06/14/2024

Calibration Abbreviations

CAL: Calibration

NCR: No Calibration Required

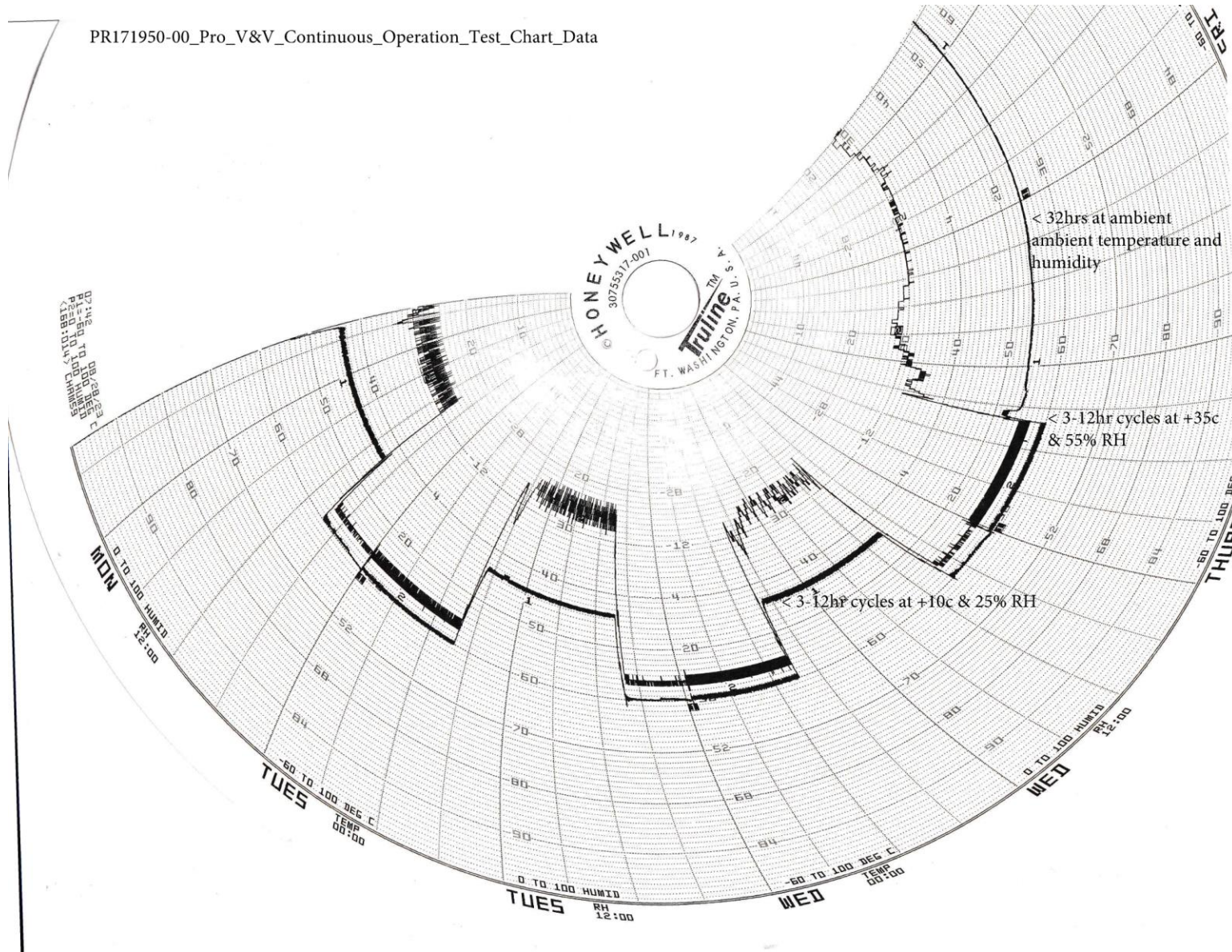
5.5.4 Test Photographs



Continuous _Operation _Test

5.5.5 Test Data

PR171950-00_Pro_V&V_Continuous_Operation_Test_Chart_Data





5.5.6 Test Equipment List

Table 5.5-1: Continuous Operation Test Equipment List

Asset Number	Asset Type	Manufacturer	Model	Calibrated	Due
WC061559	Chamber (Temperature/Humidity)	StorageTek	Large Walk In	09/02/2022	09/02/2023
WC061560	Controller (Temperature)	Watlow	F4	09/02/2022	09/02/2023
WC061561	Recorder (Chart)	Honeywell	DR45AT	09/02/2022	09/02/2023

Calibration Abbreviations

CAL: Calibration

NCR: No Calibration Required

5.6.4 Test Photographs

Dust_Pre-test



Dust_Post Test



5.6.5 Test Equipment List

Table 5.6-1: Settling Dust Test Equipment List

Asset Number	Asset Type	Manufacturer	Model	Calibrated	Due
WC080871	Chamber (Dust, Settling)	Thermotron	D27	NCR	NCR

Calibration Abbreviations

CAL: Calibration

NCR: No Calibration Required

5.7 Dripping Rain**5.7.1 Test Procedure**

The ExpressVote 3 was tested in accordance with MIL-STD_810H Method 506.6 Procedure III.


5.7.2 Test Result

The EUT passed all defined requirements after the test was completed.

5.7.4 Test Photographs



Dripping_Rain_Test



Dripping_Rain_Test



Dripping_Rain_Test



5.7.5 Test Equipment List

Table 5.7-1: Dripping Rain Test Equipment List

Asset Number	Asset Type	Manufacturer	Model	Calibrated	Due
WC061710	Machine (Rain)	StorageTek	Rain Drip	NCR	NCR

Calibration Abbreviations

CAL: Calibration

NCR: No Calibration Required



End of Test Report